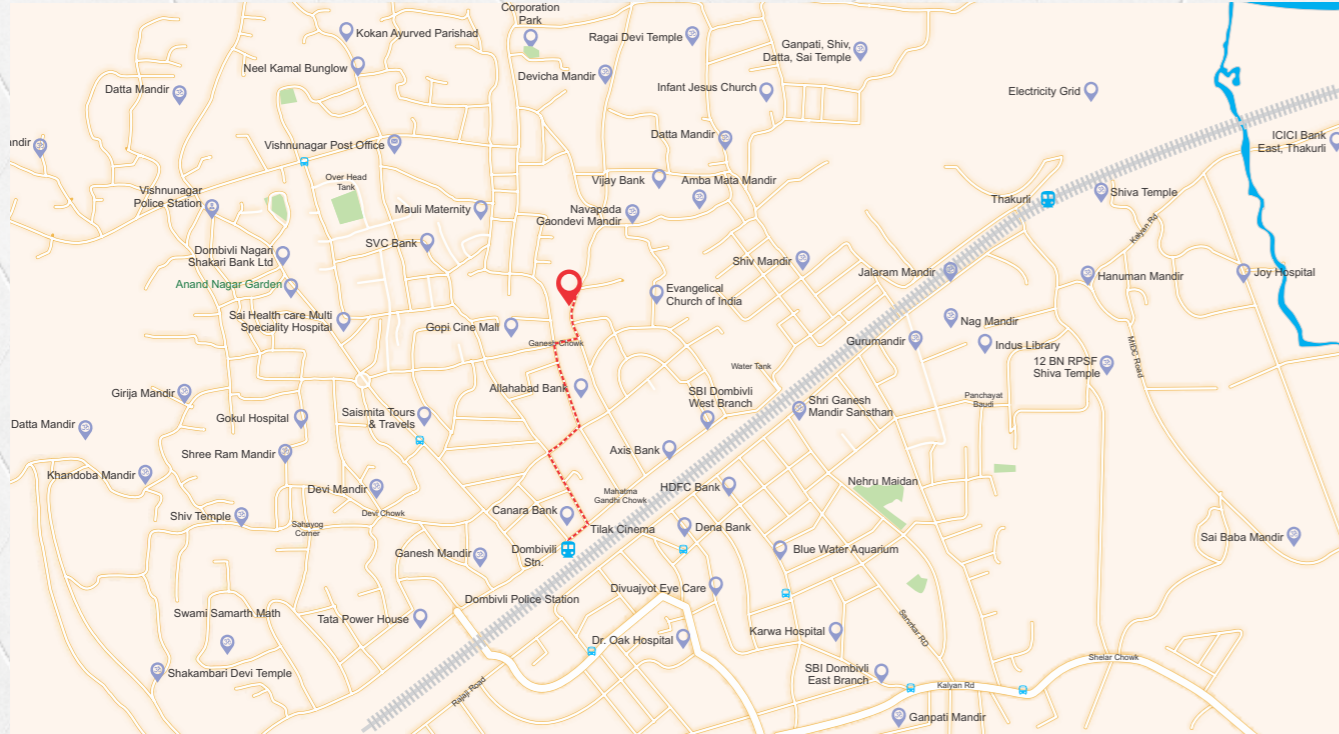


LOCATION MAP



- 0.5 kms from Dombivli Railway Station
- Reputed nearby Engineering & Pharmacy Colleges
- 25 Kms from The Proposed International Airport at Navi Mumbai
- Ganesh Mandir, Shani Mandir & Jain Mandir Within Walking Distance
- Close to Dombivli Station
- 15 Mins From Thane - Nashik Highway
- Biggest Shopping Mall Only 10 Minutes Drive
- Hospital, School, Market & College Nearby to Premises



Dombivli Railway Station

*An Opportunity
from a world Apart*

आनंदी हाइट्स

Dombivali (W)

Project by



PRATHAMESH
DEVELOPERS

Architect
Sthapatya Nirmaan

RCC Consultants
Rajesh Thakare & Associates

Legal Advisor
Adv. Manish Jain

Call : 9323381933 / 7297959537

Site Add : C.T.S. No. 992, 993, 1917 & 1044, At Mouje Dombivali, Tal-Kalyan, Thane (W)

Office Add : Shop 4, Anandi Height, Shubhas Road, Near Maruti mandir Dombivali (W)

Email : prathmeshdevelopers18@gmail.com



HOMES LIKE YOU'VE NEVER SEEN BEFORE.

At Anandi Heights our greatest focus has been the experience from within our apartments. We've thought about every inch, every function and every piece of furniture. We've obsessed about the view and the orientation of each and every apartment. The result? Huge windows, picture perfect views and floor plans that make more sense than they ever did before.



PROJECT FEATURES

- G+6 Storey Commercial & Residential Project
- 'A' Class construction with magnificent Architectural Elevation
- Environment friendly construction
- Earthquake resistant RCC structure
- Good Lightening & Ventilation in all rooms
- Stilt car parking
- Power backup for Lift parking & Passage lights
- Excellent planning with no wastage in all rooms

THE SPECIFICATION

FLOORING

- Vitrified tiles flooring in living , bed room & kitchen

KITCHEN

- Granite platform with Stainless Steel Sink.
- Ceramic tile dado above kitchen platform

BATH / WC

- Concealed plumbing with good quality Sanitary Fitting
- Good quality Plumbing Fittings
- Glazed tiles dado up to full height
- Ceramic tile flooring in bath & WC
- Good quality Aluminum louvers in bath & WC

DOOR

- Main door with Decorative & Internal wooden doors
- Marble frame for all the door of bath & WC
- Wooden door frames for other rooms

WINDOWS

- Powder coated Aluminum Sliding all the windows in all room

BATHROOM & KITCHEN

- Marble Sill for all the windows of bath & WC

ELECTRICAL

- Concealed copper wiring with modular Switches,
- Telephone & Cable points in living room

WALL FINISH

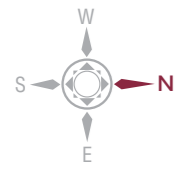
- Good quality wall putty Emulsion Paint to entire flat.

WATER TANK

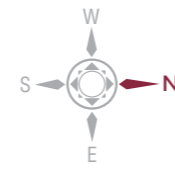
- Under ground & overhead tank with Adequate Storage



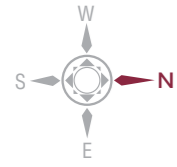
4th FLOOR PLAN



6th FLOOR PLAN



5th FLOOR PLAN



7th FLOOR PLAN

